

MLS® Market activity Jan.2008 to Dec.2008 Prince George BC

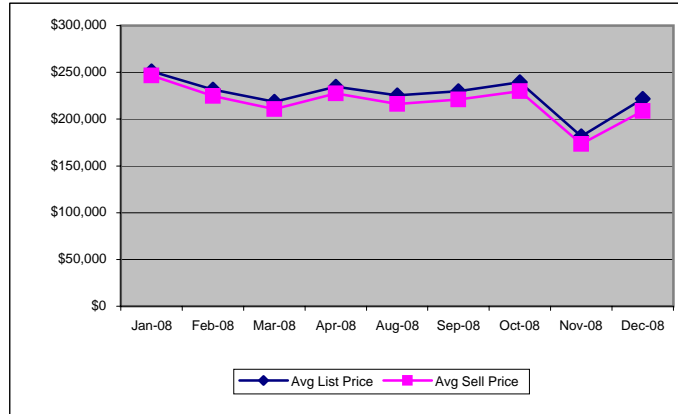
Note: This report only represents Single Family Detached Homes within city limits.

Special Note - MLS® Data unavailable for the months of May, June, July 2008

Report produced by: Dean Birks - Realtor, Royal LePage Prince George, Ph: 250-612-1709, www.DeanBirks.com

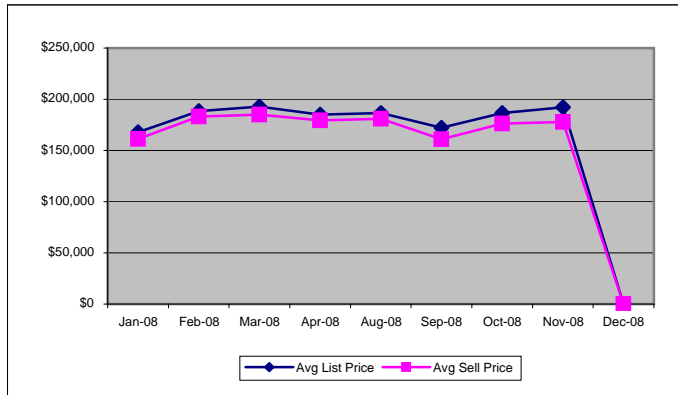
Area: 71 (West)

	Avg List Price	Avg Sell Price
Jan-08	\$251,203	\$246,675
Feb-08	\$231,642	\$224,664
Mar-08	\$218,734	\$210,725
Apr-08	\$234,727	\$227,634
Aug-08	\$225,282	\$216,127
Sep-08	\$229,768	\$221,123
Oct-08	\$239,358	\$229,792
Nov-08	\$181,690	\$173,350
Dec-08	\$221,567	\$208,833



Area: 72 (Central)

	Avg List Price	Avg Sell Price
Jan-08	\$167,791	\$161,355
Feb-08	\$188,516	\$183,115
Mar-08	\$192,800	\$185,053
Apr-08	\$184,854	\$179,500
Aug-08	\$186,460	\$181,050
Sep-08	\$172,209	\$161,072
Oct-08	\$186,411	\$176,167
Nov-08	\$192,311	\$177,778
Dec-08	--	--



Area: 73 (North)

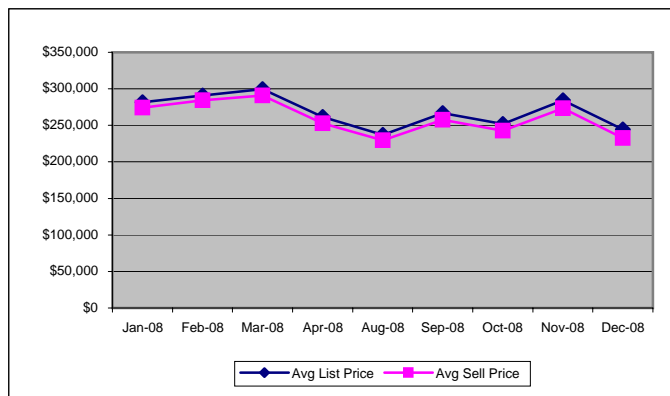
	Avg List Price	Avg Sell Price
Jan-08	\$219,127	\$213,182
Feb-08	\$362,100	\$355,818
Mar-08	\$223,189	\$217,128
Apr-08	\$229,386	\$222,533
Aug-08	\$252,067	\$239,730
Sep-08	\$251,803	\$240,033
Oct-08	\$202,889	\$194,411
Nov-08	\$215,184	\$202,623
Dec-08	\$256,950	\$247,250



Although the information is believed to be accurate, no warranties or representations are made of any kind.

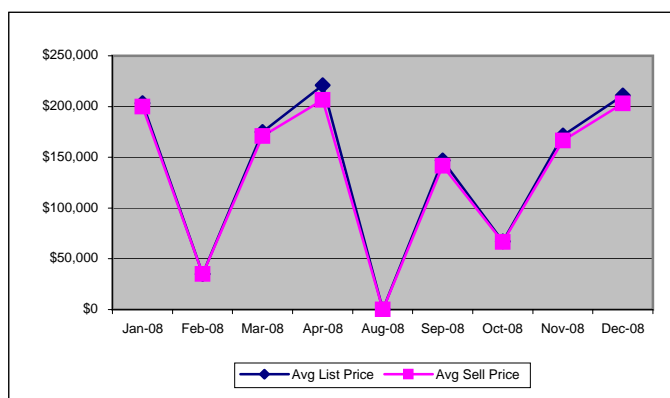
Area: 74 (South)

	Avg List Price	Avg Sell Price
Jan-08	\$281,485	\$274,123
Feb-08	\$290,851	\$284,141
Mar-08	\$299,621	\$290,765
Apr-08	\$261,533	\$252,813
Aug-08	\$237,019	\$229,424
Sep-08	\$266,874	\$257,450
Oct-08	\$251,671	\$242,876
Nov-08	\$284,316	\$273,521
Dec-08	\$244,417	\$232,800



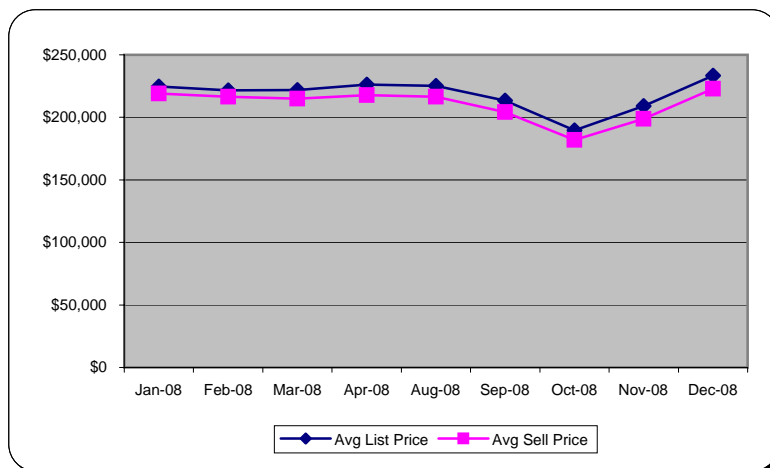
Area: 75 (South East)

	Avg List Price	Avg Sell Price
Jan-08	\$203,350	\$199,750
Feb-08	\$34,900	\$35,000
Mar-08	\$175,060	\$171,000
Apr-08	\$221,150	\$206,375
Aug-08	--	--
Sep-08	\$146,850	\$141,500
Oct-08	\$67,250	\$66,500
Nov-08	\$171,350	\$166,450
Dec-08	\$210,900	\$203,000



All 5 Areas Combined for the year 2008

	Avg List Price	Avg Sell Price
Jan-08	\$224,591	\$219,017
Feb-08	\$221,602	\$216,548
Mar-08	\$221,881	\$214,934
Apr-08	\$226,330	\$217,771
Aug-08	\$225,207	\$216,583
Sep-08	\$213,501	\$204,236
Oct-08	\$189,516	\$181,949
Nov-08	\$208,970	\$198,744
Dec-08	\$233,459	\$222,971



MLS® Market activity Jan.2008 to Dec.2008
 Prince George BC

Note: This report only represents Single Family Detached Homes within city limits.

Special Note - MLS® Data unavailable for the months of May, June, July 2008

Report produced by: Dean Birks - Realtor
www.DeanBirks.com
 Ph: 250-612-1709
 Royal LePage Prince George

Although the information is believed to be accurate, no warranties or representations are made of any kind.